
**Graphical symbols — Safety colours
and safety signs — Registered safety
signs**

AMENDMENT 3

*Symboles graphiques — Couleurs de sécurité et signaux de sécurité —
Signaux de sécurité enregistrés*

AMENDEMENT 3

STANDARDSISO.COM : Click to view the full PDF of ISO 7010:2019/Amd 3:2021





COPYRIGHT PROTECTED DOCUMENT

© ISO 2021

All rights reserved. Unless otherwise specified, or required in the context of its implementation, no part of this publication may be reproduced or utilized otherwise in any form or by any means, electronic or mechanical, including photocopying, or posting on the internet or an intranet, without prior written permission. Permission can be requested from either ISO at the address below or ISO's member body in the country of the requester.

ISO copyright office
CP 401 • Ch. de Blandonnet 8
CH-1214 Vernier, Geneva
Phone: +41 22 749 01 11
Email: copyright@iso.org
Website: www.iso.org

Published in Switzerland

Foreword

ISO (the International Organization for Standardization) is a worldwide federation of national standards bodies (ISO member bodies). The work of preparing International Standards is normally carried out through ISO technical committees. Each member body interested in a subject for which a technical committee has been established has the right to be represented on that committee. International organizations, governmental and non-governmental, in liaison with ISO, also take part in the work. ISO collaborates closely with the International Electrotechnical Commission (IEC) on all matters of electrotechnical standardization.

The procedures used to develop this document and those intended for its further maintenance are described in the ISO/IEC Directives, Part 1. In particular, the different approval criteria needed for the different types of ISO documents should be noted. This document was drafted in accordance with the editorial rules of the ISO/IEC Directives, Part 2 (see www.iso.org/directives).

Attention is drawn to the possibility that some of the elements of this document may be the subject of patent rights. ISO shall not be held responsible for identifying any or all such patent rights. Details of any patent rights identified during the development of the document will be in the Introduction and/or on the ISO list of patent declarations received (see www.iso.org/patents).

Any trade name used in this document is information given for the convenience of users and does not constitute an endorsement.

For an explanation of the voluntary nature of standards, the meaning of ISO specific terms and expressions related to conformity assessment, as well as information about ISO's adherence to the World Trade Organization (WTO) principles in the Technical Barriers to Trade (TBT), see www.iso.org/iso/foreword.html.

This document was prepared by Technical Committee ISO/TC 145, *Graphical symbols*, Subcommittee SC 2, *Safety identification, signs, shapes, symbols and colours*.

Any feedback or questions on this document should be directed to the user's national standards body. A complete listing of these bodies can be found at www.iso.org/members.html.

STANDARDSISO.COM : Click to view the full PDF of ISO 7010:2019/Amd 3:2021

Graphical symbols — Safety colours and safety signs — Registered safety signs

AMENDMENT 3


IMPORTANT — The colours represented in the electronic file of this document can be neither viewed on screen nor printed as true representations. For the purposes of colour matching see ISO 3864-4, which provides colorimetric and photometric properties together with, as a guideline, references from colour order systems.

Add the following safety signs:


- E067: Evacuation mattress,
- E068: Lifebuoy with light and smoke,
- E069: Person overboard call point,
- F019: Unconnected fire hose.

All safety signs are available on the ISO Online browsing platform at <https://www.iso.org/obp/ui>.


Safety sign E067: Evacuation mattress

	Reference No. ISO 7010-E067
	Referent Evacuation mattress
	Function To indicate the location of an evacuation mattress
	Image content Human figure lying on a mattress, human figure pulling the mattress from stairs over floor, first aid cross
Hazard Not being able to locate an evacuation mattress	
Human behaviour that is intended to be caused after understanding the safety sign's meaning Being aware of the location of an evacuation mattress	
Additional information The first aid cross may be replaced with another element appropriate to the cultural requirements of the target group. Test data according to ISO 9186-1 are not available. Consequently, a supplementary text sign shall be used to increase comprehension except when the safety sign is supplemented by manuals, instructions or training.	

Safety sign E068: Lifebuoy with light and smoke

	Reference No. ISO 7010-E068
	Referent Lifebuoy with light and smoke
	Function To indicate the location of a lifebuoy with light and smoke
	Image content Ring buoy with becketed lines, attached light and attached cloud of smoke
Hazard Not being able to locate a lifebuoy with light and smoke	
Human behaviour that is intended to be caused after understanding the safety sign's meaning Being aware of the location of a lifebuoy with light and smoke	
Additional information Test data according to ISO 9186-1 are not available. Consequently, a supplementary text sign shall be used to increase comprehension except when the safety sign is supplemented by manuals, instructions or training.	

Safety sign E069: Person overboard call point

	Reference No. ISO 7010-E069
	Referent Person overboard call point
	Function To indicate the location of a person overboard call point
	Image content Hand (plan view) with one finger extended, dot in square (outlined) broken at bottom, upper human figure with raised arm and two wavy lines underneath
Hazard Not being able to locate a person overboard call point	
Human behaviour that is intended to be caused after understanding the safety sign's meaning Being aware of the location of a person overboard call point	
Additional information Test data according to ISO 9186-1 are not available. Consequently, a supplementary text sign shall be used to increase comprehension except when the safety sign is supplemented by manuals, instructions or training.	